

Across and Down

Write each of your spelling words
across and then down
(starting with the first letter).

*Examples- when four
 h o
 e u
 n r

Adding My Words

Each letter has a value.

***Consonants are worth 10.**

***Vowels are worth 5.**

Write your spelling words. Then add up
the value of each spelling word.

Example-

said- $10 + 5 + 5 + 10 = 30$

Backwards Words

Write your spelling words forwards
and then backwards. Write neatly!

Example: where erehw

Blue Vowels!

Write each of your spelling words.

You will need a blue colored pencil.

Trace over the vowels in each word with your blue colored pencil.

Vowels = a e i o u




Buzzing Bees

Draw and color an outdoor picture.

Count your spelling words. Draw a bee for each of your spelling words. Then write the words inside each of the "spelling" bees. Write neatly!

Code Words

Come up with a code for each letter of the alphabet. Write down your code.

*Example: a=  b=  c= 

Then write your spelling words in code.

You must write the actual spelling word next to the "code word."

Connect the Dots

Write ten of your spelling words in dots.

Then connect the dots by tracing over them with a colored pencil.

Create an Activity

Can you think of a really fun way to practice your spelling words?

Then go for it!

Be sure to explain your activity so that I can share it with the class!

Dots Game

Make a square of 4 rows of dots with 4 dots in each row. If the word is spelled correctly, the player can connect two dots. When a square is formed, he can write his initials in the box.

