

Primary 1
Meet the Teacher
Miss Allan
Mrs Murray
Mrs Young

WELCOME

Teachers

Miss Allan is the Primary 1a class teacher.

Mrs Murray and Mrs Young are the Primary 1b class teachers.



A Typical Morning in Primary 1

- Enter school at 08.58 - 09:00 - hang up jackets and bags independently, line up outside the classroom to be greeted by the teacher.

•Registration

- Pupils will **choose their lunch** option for the day. Selecting from 2 hot meals, packed lunch, soup or sandwich.
- **Water bottles** are put in the shared tray to be accessed throughout the day.



Learning Zones

Writing Table

Reading Corner

Discovery Zone

Home Corner (role play)

Sand/Water Play

Construction/small world

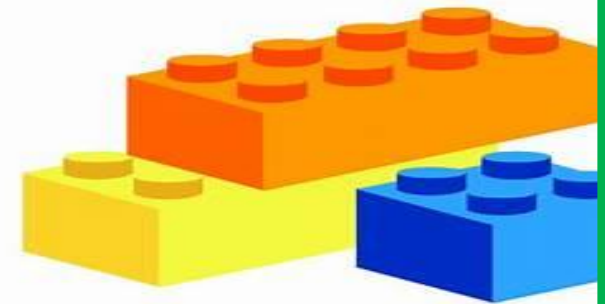

Funky Fingers

IDL Spot

Creative

Numeracy

Literacy





Our Star Tasks and Targets

Each day children will complete a range of activities to develop their learning.

Teacher Task  

This is a task the children complete with the teacher during direct teaching or independently after a teaching input.

These are numeracy or literacy based.

For example phonics matching sound to picture/magnetic letters blending.


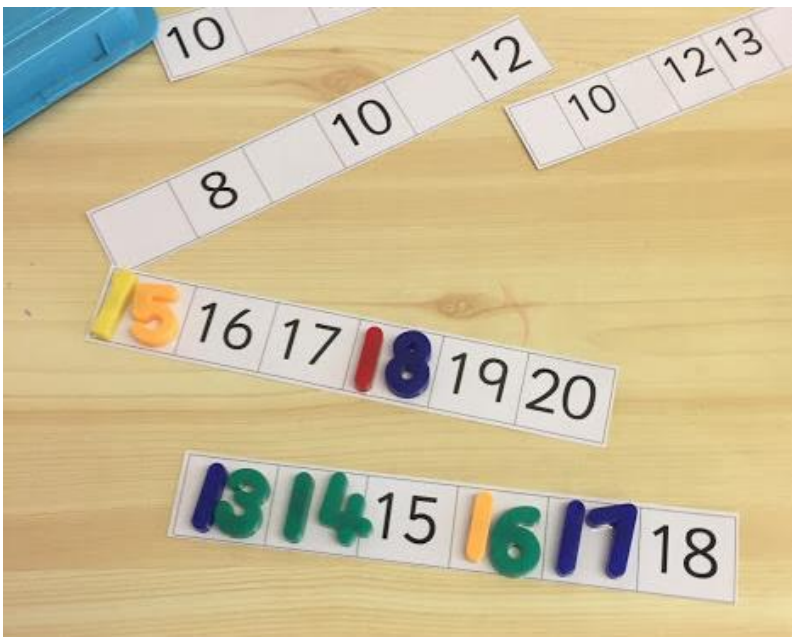
Star Target    

A target is an activity at one of the play zones which the children need to complete at some point during the morning.

For example practising number formation in the sand.




Creating a number line

The children remove these from the board once completed.



A Weekly Plan in Primary 1a

Morning (9.00am to 12.15pm)

- Walk through class to explain zones.
Whole class maths/literacy warm up.
- Free Play in both P1a and P1b classroom as well as the open area (child and adult led learning).
- 10 Zones
Literacy, Writing table, Discovery, Home Corner, Sand/Water, Construction, Numeracy, IDL, Funky Fingers and Creative.
- Completion of targets/tasks
 - Numeracy 
 - Literacy 
 - Funky Fingers 
- Direct-teaching time. (Teacher-led learning)
 - Reading, writing, numeracy etc.
 - Working with groups
- Time to make key observations.


Afternoons (1.00pm to 3.00pm)

- Exploring other areas of the curriculum:
 - Health and Wellbeing
 - Expressive Arts
 - RME
 - Science
 - Technologies
- Interdisciplinary Learning (IDL)
Responsive to children's ideas.
- Outdoor Learning (every Tuesday afternoon) - assessing risk, problem solving, real life context...

P.E times:

P1a Wednesday and Friday
P1b Monday and Wednesday

Literacy




- Jolly phonics - songs available on YouTube
- Letter formation
- Reading - a range of different reading Schemes
- Reading Comprehension - relevant to current reading book
- Phonics games and practical resources (magnetic letters/flashcards)



Home Learning

- Reading Homework
 - Pupils will read an array of books throughout the year.
 - Books will be sent home soon. Please encourage reading at home.
- Your child will be issued with a common word box. This will contain the words we are focusing on this term. Please practise them regularly.



Reading Strategies

Sharp Eye

Look at the pictures.



Hop, Skip and Jump

Read to the end and come back.




Mouse the Mouth

Say the first sound.



Try on the Fly!

Try a word that makes sense.




Sound Talk It

Say each sound.



Slide the Snake

Blend the sounds together.



Chunky Monkey

Look for chunks.




Tommy Tracker

Point to each word as you read.




Don't Forget

Use your memory.
Where have you seen the word before?



Flippy Dolphin

Flip the vowel from short to long.



Fun Activities for Learning Common Words

Word Hunt - hide the words for your child to find. He/she must shout out the word upon finding it.

Word Splat - Two players. Lay out the words and get ready to splat the word with your hand when you hear it called. Whoever splats first gets to keep that word. (You can have a caller or take turns to say the word.)

Noughts and Crosses - Lay out some word cards in 3 x 3 formation. Take turns to read a word and draw a nought or a cross on it with a whiteboard pen (or use different coloured counters). The first to get three in a row, is the winner.

Common Word Hangman

Kim's Game - Lay out the words face up and read the words together. Ask your child to close their eyes and take one word away. Can your child guess the missing word?

Funny Voices - Take turns to choose and say the words in a funny voice.

Fun Activities for Learning Common Words

Word Hunt - hide the words for your child to find. He/she must shout out the word upon finding it.

Word Splat - Two players. Lay out the words and get ready to splat the word with your hand when you hear it called. Whoever splats first gets to keep that word. (You can have a caller or take turns to say the word.)

Noughts and Crosses - Lay out some word cards in 3 x 3 formation. Take turns to read a word and draw a nought or a cross on it with a whiteboard pen (or use different coloured counters). The first to get three in a row, is the winner.

Common Word Hangman

Kim's Game - Lay out the words face up and read the words together. Ask your child to close their eyes and take one word away. Can your child guess the missing word?

Funny Voices - Take turns to choose and say the words in a funny voice.

Assessment is For Learning (AiFL)

Independent learners

Identifying own next steps

- Traffic Lights



- Thumbs



- Fist of Five



- Think, Pair and Share



Behaviour

House Points

- All children are allocated a House.
- Children can gain House points from any member of staff for excellent behaviour, being helpful, being responsible etc.
- At the end of each week House points are added and the winning House will get an extra playtime.

Recognition Board

- The Recognition Board is a collaborative strategy which will target learning attitudes and not just functional behaviour. The target chosen will raise the expectation for all the children. The Recognition Board will emphasise peer responsibility where pupils are rewarded for effort.

Learning Journals

Learning journals are an online resource which we use in Primary 1 in order to document your child's learning throughout the year.

Your child will have their own profile where pictures will be uploaded and an explanation of what they have learned along with the experiences and outcomes that they have covered.

You should receive an e-mail to inform you of any new information on your child's journal. There is an option for you to comment on their work as well as upload any special moments from home you wish to document.

Growth Mindset

Growth Mindset refers to a way of thinking, learning and taking on challenges.

A person with a growth mindset is open to constructive criticism, takes feedback and uses it, takes on new challenges, pushes themselves outside of their comfort zone and shows resilience and perseverance.


This year at Baljaffray, pupils will participate in a range of activities to learn more about growth mindset and try to display a growth mindset in school (and at home). Pupils will learn how the brain works and how new connections are formed when we try new things and practise them, over and over.



Useful resources

Maths

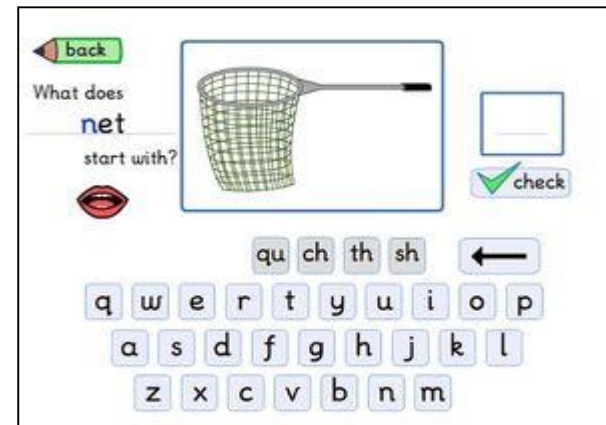

- Topmarks - (www.topmarks.co.uk)
 - Counting
 - Ordering
 - Matching spots to numerals



Useful resources

Literacy

- Doorway Online (www.doorwayonline.org.uk)
 - Letter and number formation
 - Sound recognition
 - Common word practise



Reminders



- Please ensure that all clothes are labelled.
- Please remove all jewellery on PE days.
- Ensure that water bottles are also labelled. Many children have the same water bottle.
- Please ensure to bring water and **not** juice.
- Bring a jacket to school everyday.
- Have a discussion about lunch option the **night before** school.



Thank you for listening

Please now feel free to have a
wander around both classes.