



## Herz Boiler Servicing Checklist

| Owner Details      |                          |                     |               |
|--------------------|--------------------------|---------------------|---------------|
| Name               | Balmuildy Primary School | City                |               |
| Street             | Stirling Drive           | Postcode            | G64 3AJ       |
| Telephone          | tbc                      | E-Mail              | tbc           |
| Name of Engineer   |                          | [REDACTED]          |               |
| Clients Signature  |                          | [REDACTED]          |               |
| Date of Service    |                          | 13/04/2018          |               |
| SQU Ref Number     |                          |                     |               |
| Start Travel       | 08:07                    | Am/Pm               | Finish Travel |
|                    |                          |                     | 09:02         |
|                    |                          |                     | Am/Pm         |
| Start time on site | 09:02                    | Finish Time on site | 14:14         |
| Start Mileage      | 0                        | Finish Mileage      | 34.6          |

| Installers Details |                              |          |                   |
|--------------------|------------------------------|----------|-------------------|
| Name               | Alternative Heat             | City     | Banbridge         |
| Street             | Unit 18-19 Scrava rd Ind Est | Postcode | BT32 3QD          |
| Telephone          | 02843 770700                 | E-Mail   | info@alternativeh |

| Product information |               |               |                |
|---------------------|---------------|---------------|----------------|
| Product Type        | Pellet Boiler |               |                |
| Model Type          | Firematic     |               |                |
| Model Number        | 301           | Serial Number | 1624101884/201 |
| Manufacture Number  |               |               |                |
| Filling System      |               |               |                |



| Pre Boiler Service Checks                               |     |   |
|---|-----|---|
| Checked hydraulic connections for correct installation? | Yes |   |
| Main electric supply correct?                           | Yes |   |
| Fuel Level  | 90  | % |


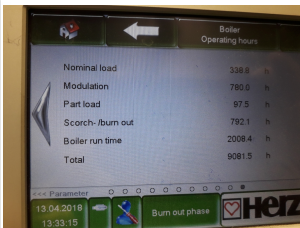
| Hours                                |   |        |
|--------------------------------------|---|--------|
| Bio-Control <input type="checkbox"/> | T-Control <input checked="" type="checkbox"/> | Hours  |
| Boiler Hours at 100 %:               | Nominal Load                                  | 338.8  |
| Boiler Hours 60-99 %:                | Modulation                                    | 780.0  |
| Boiler Hours 30-59 %:                | Part Load                                     | 97.5   |
| Burn Out:                            | Scorch / Burn Out                             | 792.2  |
| Run Time                             | Run Time                                      | 2008.5 |
| Total                                | Total   | 2008.5 |

| Servicing Procedure   |     |  |
|---|-----|--|
| <b>Discharge System</b>                                     |     |  |
| Gear, Screws, oil and sealings                              | Yes |  |
| Disk  | No  |  |
| Bracket, Connections and bearing bushes                     | Yes |  |
| AS-auger, covering  | Yes |  |
| AS- abrasion and coupling                                   | Yes |  |
| End switch, cover plate and gasket                          | Yes |  |
| AS-Motor, Gasket and oil                                    | Yes |  |
| AS –feather, bolting, abrasion, chain tension               | Yes |  |
| BFP – Gasket, flap, adjustment, oil and connections         | Yes |  |
| <b>Stoker Auger</b>   |     |  |
| ES –Motor, gasket and oil                                   | Yes |  |
| ES – Auger, abrasion, coupling and covering                 | Yes |  |
| ES – Bearing and lubrication, chain tension and lubrication | Yes |  |
| Extinguishing device etc.                                   | Yes |  |
| Stoker Channel – impermeability and abrasion                | Yes |  |
| Worm Channels   | Yes |  |
| Gaskets at the boltings                                     | Yes |  |
| Tighten and lubricate the chain                             | Yes |  |



| Servicing Procedure   |     |  |
|---|-----|--|
| Contactors, control box, (if necessary clean up with aspirator) | Yes |  |
| Wiring Clamps – tighten all screws (check wiring)               | Yes |  |
| Terminal and power board (cleaning and check plugs)             | Yes |  |
| Temperature sensors (check connection and measured values)      | Yes |  |
| Flue gas sensor (check connection and measured values)          | Yes |  |
| Under pressure unit, lambda probe(check measured valves)        | Yes |  |
| Check light barrier set (emitter and receiver)                  | Yes |  |
| ID-Fan  | Yes |  |

| Accessories                              |     |  |
|--|-----|--|
| Rotary valve, rubber, motor              | N/A |  |
| Base mat, sound insulation               | No  |  |
| Flue gas cleaning (cyclone) if available | N/A |  |
| Check record book                        | No  |  |

| General                  |           |   |   |
|--------------------------|-----------|---|---|
| Measured TDS             | Yes       | <b>Flue Gas Print Out</b><br> | <b>TDS Photo</b><br> |
| Remove & Dispose of Ash  | Yes       |   |   |
| Check software settings  | Yes       |   |   |
| Do flue Gas measurement  | Yes       |   |   |
| Current Software         | 02.05     |   |   |
| Operating System         | 01.03.070 |   |   |
| Update Software vers to: |           |   |   |
| Hardware                 | 1.9       |   |   |
| Heat Meter               | 1         |   |   |
| Heat Meter Flow Rate     | 1         |   |   |



**Detail any remedial work required**

Incorrect ignition gun mounting position, ignition tube sitting back from combustion chamber. Adjust position further into combustion and secure with locking stud.

**Details of any faults identified**

N/A

**Has End user been fully informed on the remedial work**

N/A





**Spares Fitted**

N/A






**Spares Required on Next Service**



N/A

**General Comments**

Boiler in good condition.

Fuel store partition requires further sealing as pellet dust is entering plant room.

|   |  |
|---|--|
| <p>Photo Box</p>  | <p>Photo Box</p>   |
|    |    |
| <p>Photo Box</p>  | <p>Photo Box</p>   |
|   |   |
| <p>Photo Box</p>  | <p>Photo Box</p>   |
|  |  |

|   |  |
|---|--|
| Photo Box   | Photo Box  |
|  |  |
| Photo Box   | Photo Box  |
|   |  |